

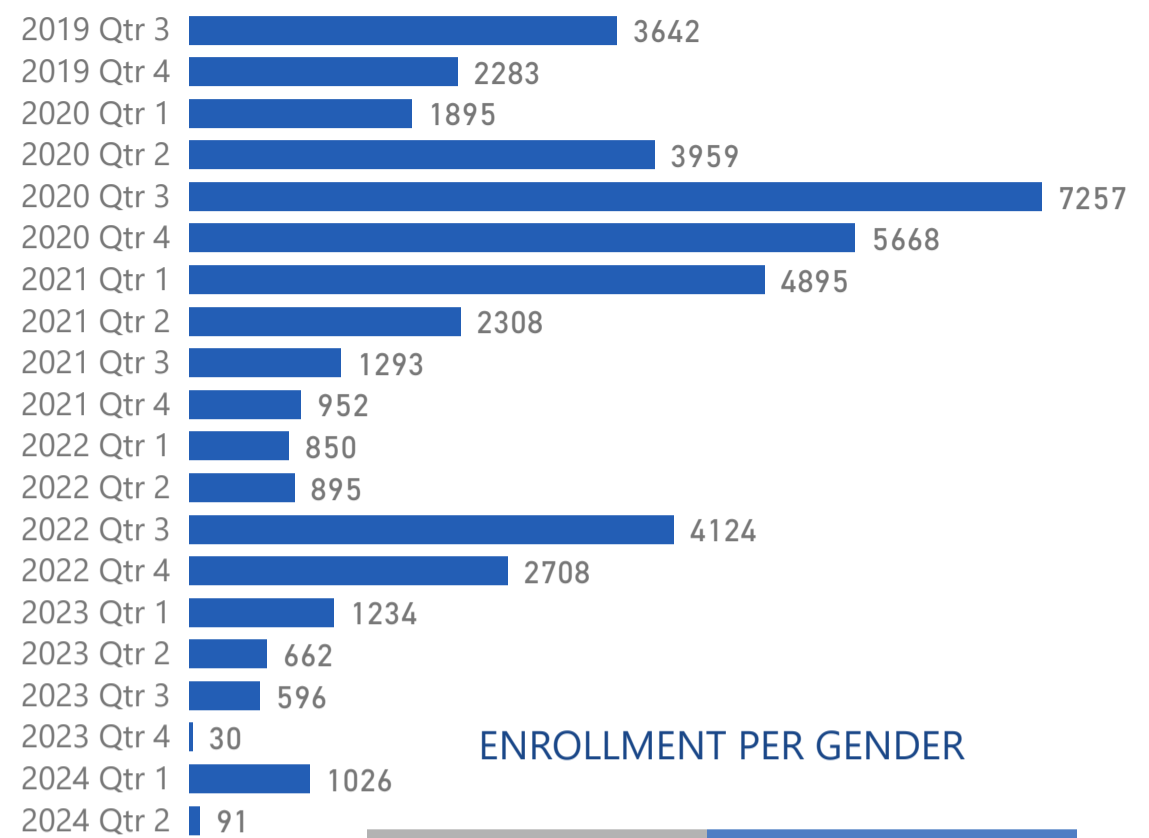
15/04/2024

BENEFICIARIES ENROLLED IN HELIOS

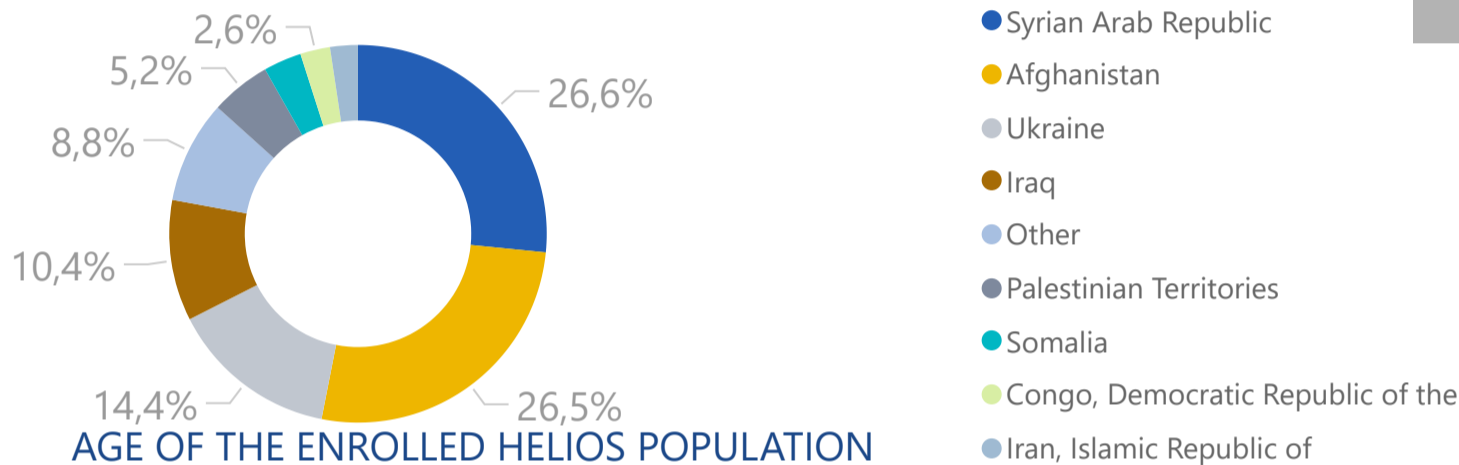
46368

SINCE THE BEGINNING OF PROJECT IMPLEMENTATION
*Regarding the Enrollments, the figures are not finalized as data as still being processed

NEW ENROLLMENTS PER QUARTER



ENROLLMENT PER COUNTRY OF ORIGIN



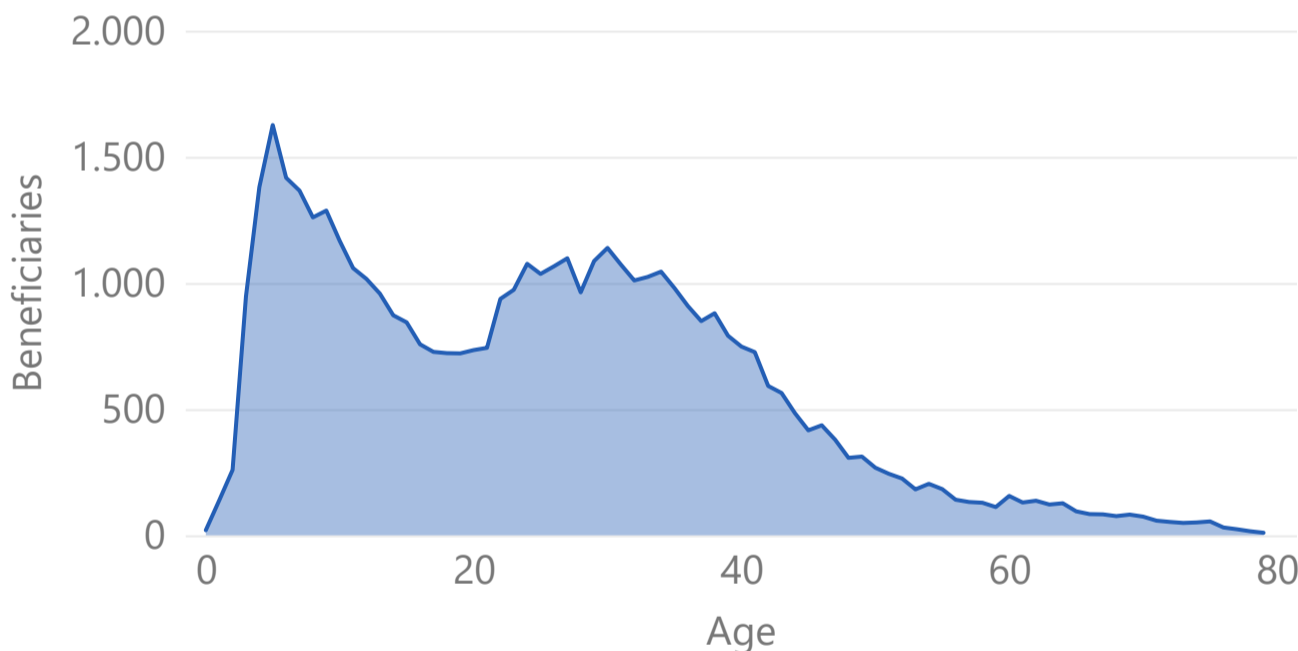
ENROLLMENT PER GENDER



ENROLLMENT PER REGION

| | |
|------------------------------|--------------|
| Attica | 14941 |
| Central Macedonia | 9705 |
| North Aegean | 6898 |
| Epirus | 2626 |
| Central Greece | 2323 |
| South Aegean | 2032 |
| Crete | 1816 |
| Thessaly | 1673 |
| Eastern Macedonia and Thrace | 1412 |
| Peloponnese | 1259 |
| Western Macedonia | 1093 |
| Western Greece | 533 |
| Ionian Islands | 57 |
| Total | 46368 |

AGE OF THE ENROLLED HELIOS POPULATION

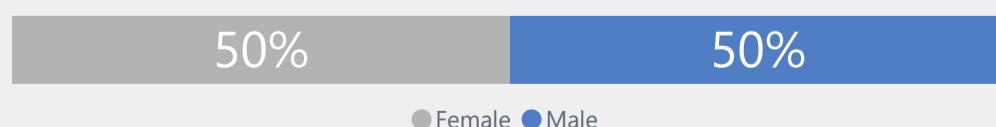


ACCOMMODATION SUPPORT

| | TOTAL # | CURRENT # |
|--|---------|-----------|
| Households benefitting from HELIOS Rental Subsidies | 10.290 | 1589 |
| Individuals benefitting from HELIOS Rental Subsidies | 23.722 | 2895 |
| Helios Unique Houses | 7690 | 1279 |

Adult Population Benefitted from Accommodation Workshops
14588

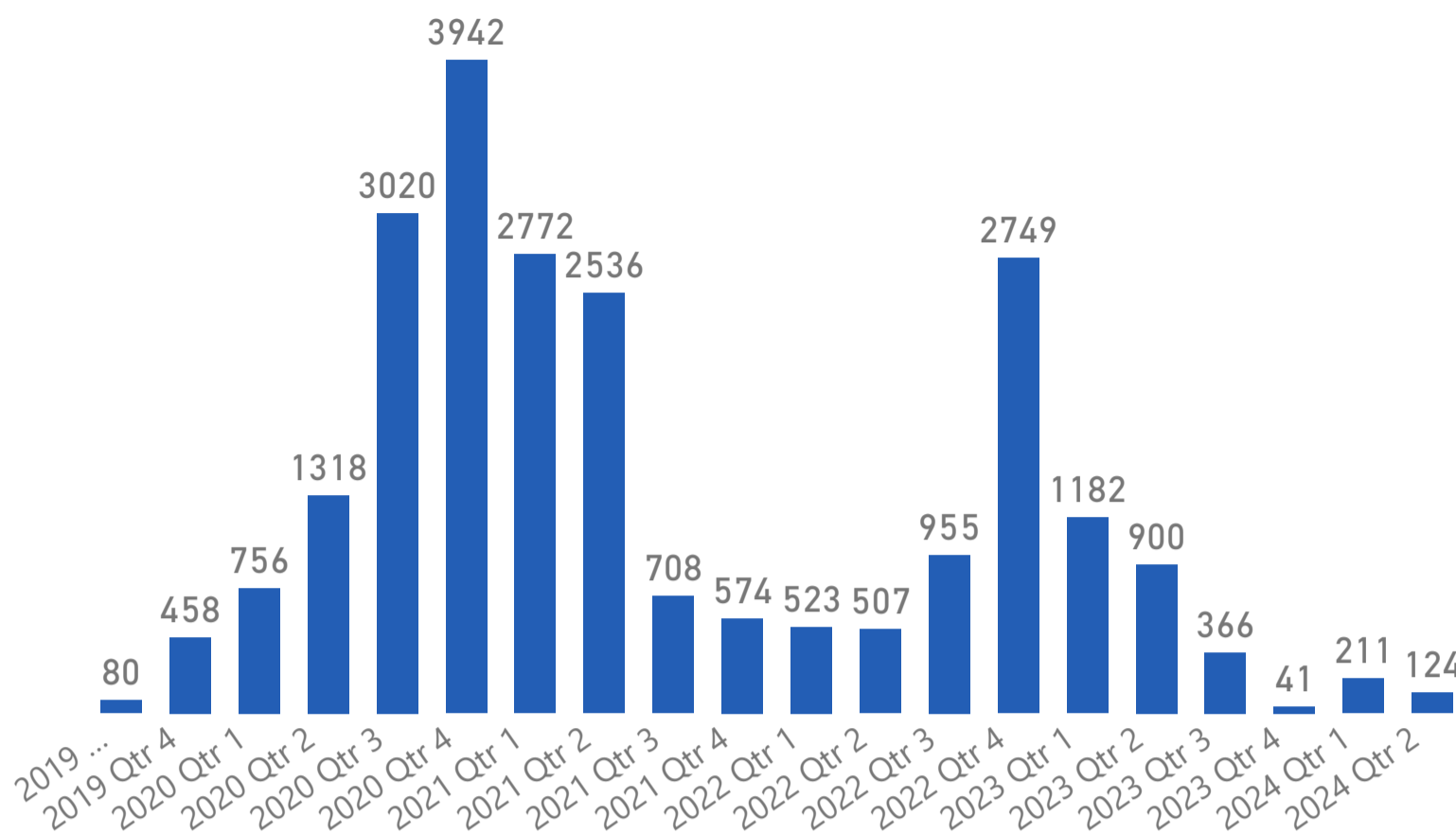
RENTAL SUBSIDIES PER GENDER



INTEGRATION LEARNING CENTERS

Athens (3) | Thessaloniki (2) | Ioannina | Heraklion | Chania

BENEFICIARIES WITH NEW LEASE AGREEMENTS PER QUARTER



DISTRIBUTION OF BENEFICIARIES WITH LEASE AGREEMENTS PER REGION

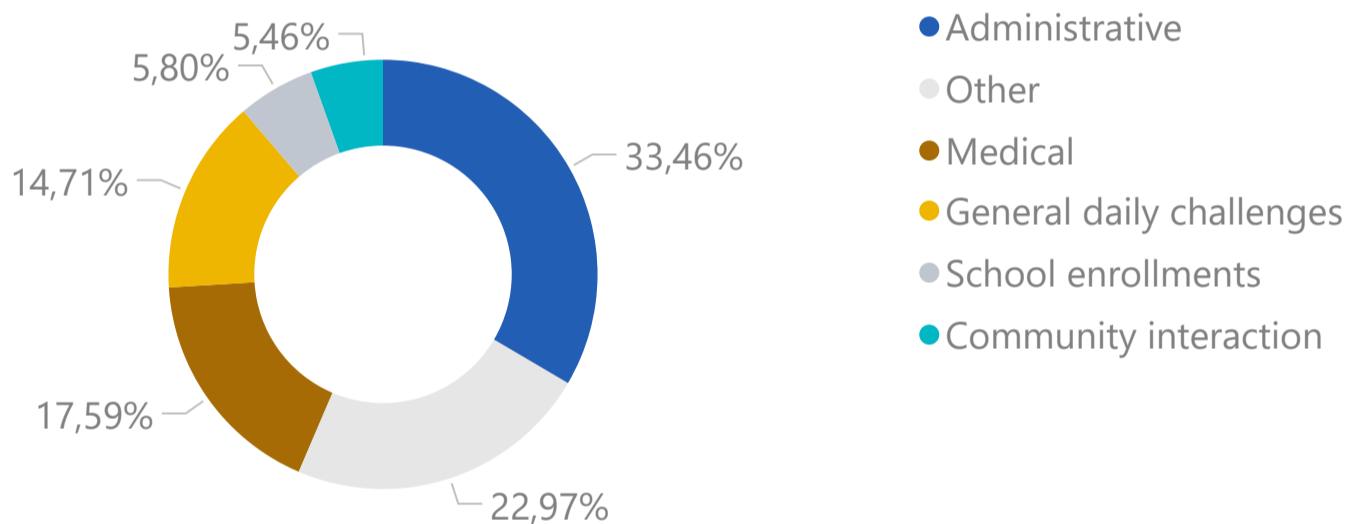
| | |
|------------------------------|--------|
| Attica | 49,13% |
| Central Macedonia | 22,04% |
| Crete | 7,94% |
| Epirus | 4,91% |
| North Aegean | 2,79% |
| Western Greece | 2,77% |
| Thessaly | 2,25% |
| Central Greece | 2,15% |
| Peloponnese | 1,84% |
| South Aegean | 1,58% |
| Eastern Macedonia and Thrace | 1,39% |
| Western Macedonia | 1,09% |
| Ionian Islands | 0,13% |

INTEGRATION MONITORING

Number of Sessions

33529

TYPE OF SUPPORT PROVIDED



INTEGRATION COURSES

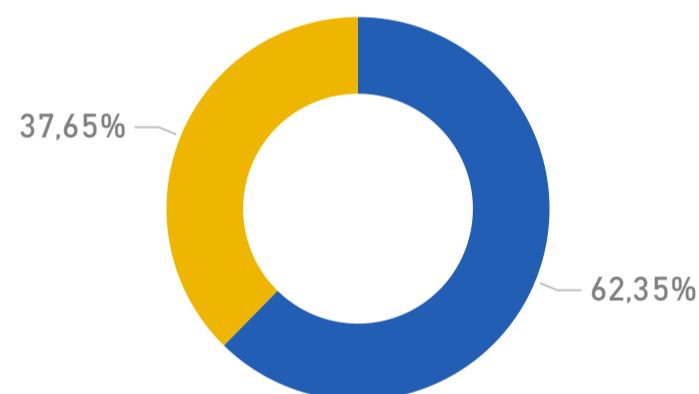
Enrollments

10.330

Current Students

451

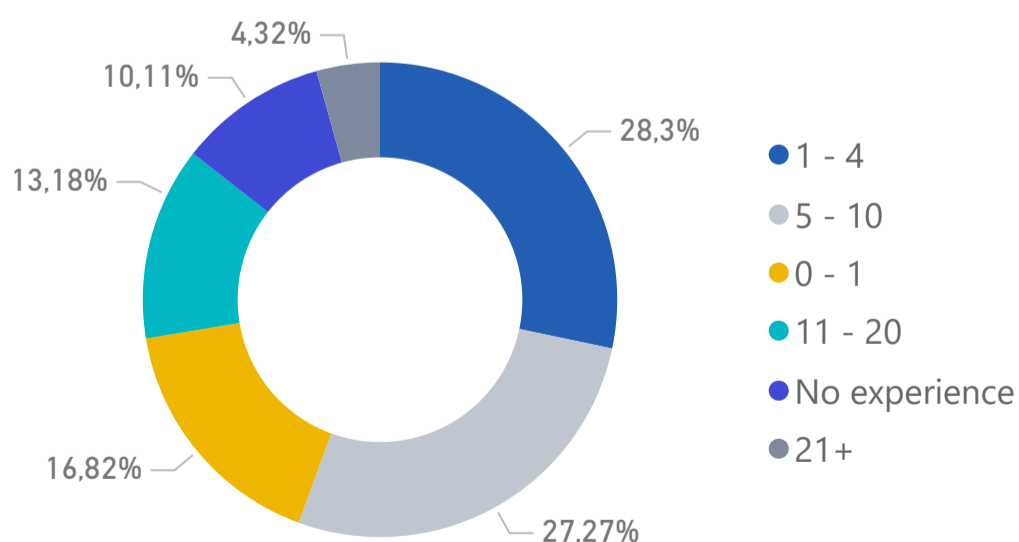
EDUCATION MODALITY



● E-LEARNING ● IN PERSON

EMPLOYABILITY SUPPORT

YEARS OF PROFESSIONAL EXPERIENCE



Job Counselling Sessions

12037

JOB COUNSELLING PER GENDER



● Female ● Male

SKILLS PROFILING RESULT - EDUCATION LEVEL

| Education Level (ISCED 2011) | # |
|---------------------------------------|------|
| Bachelor | 1820 |
| Upper secondary education | 1721 |
| Primary education | 1409 |
| Lower secondary education | 1342 |
| Early childhood education | 835 |
| Master's | 248 |
| Short circle tertiary education | 168 |
| Post-secondary non tertiary education | 165 |
| Doctoral | 30 |
| Doctoral not completed | 4 |

Total Profiled

7742