

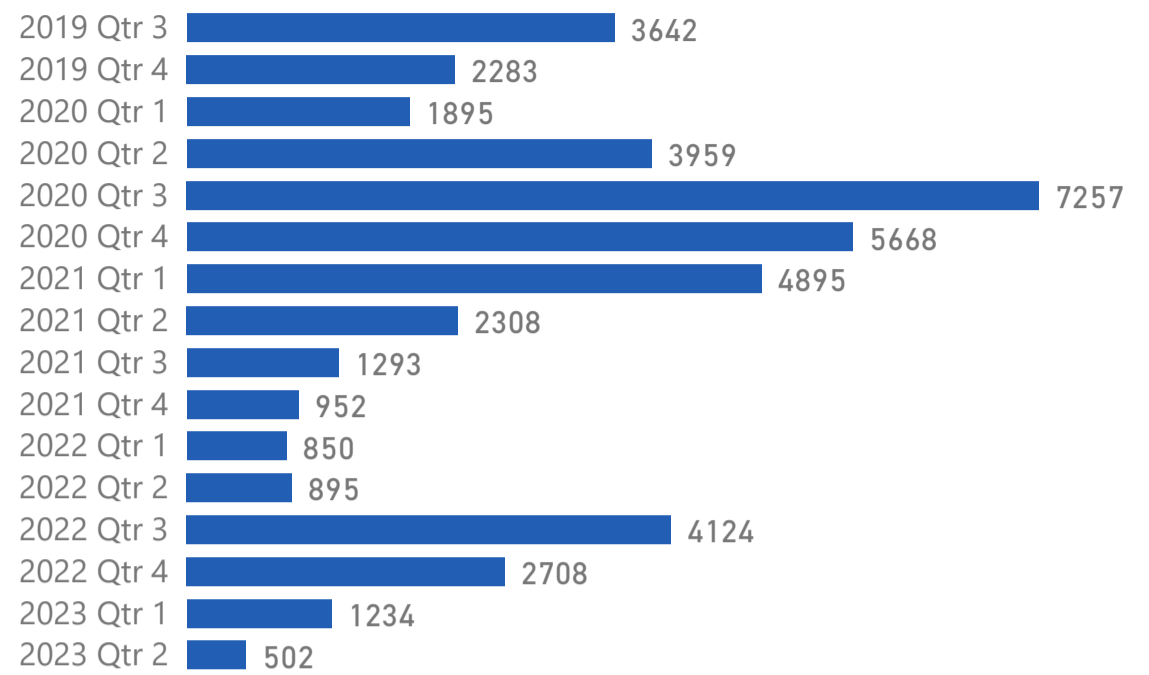
31/05/2023

BENEFICIARIES ENROLLED IN HELIOS

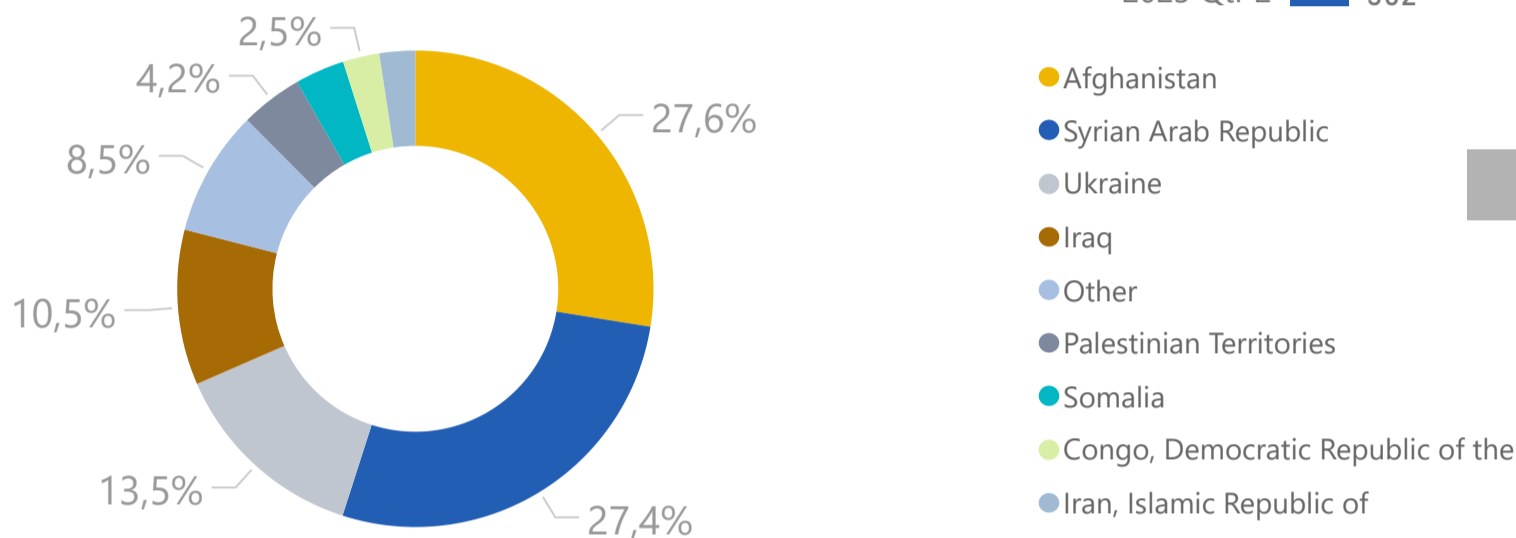
44465

SINCE THE BEGINNING OF PROJECT IMPLEMENTATION

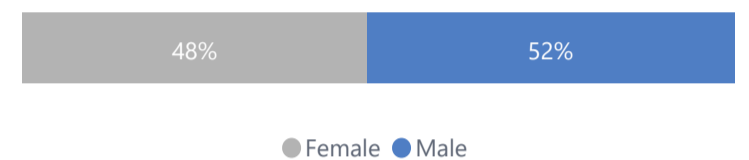
NEW ENROLLMENTS PER QUARTER



ENROLLMENT PER COUNTRY OF ORIGIN



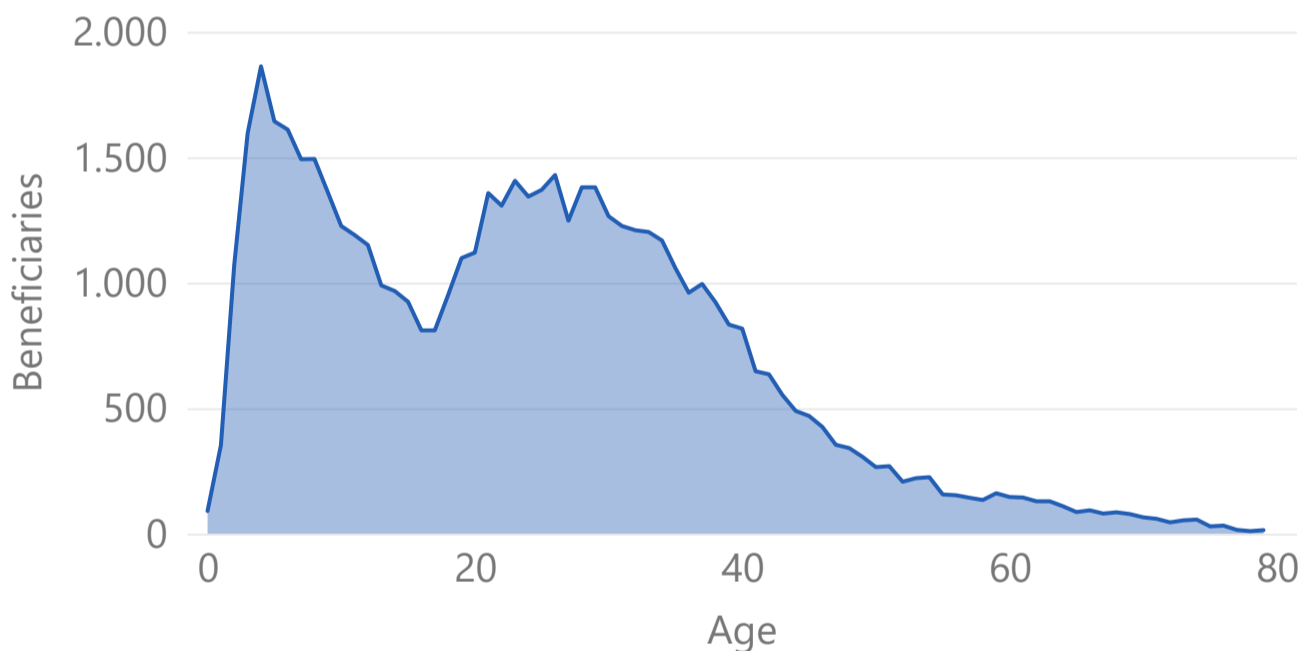
ENROLLMENT PER GENDER



ENROLLMENT PER REGION

| | |
|------------------------------|--------------|
| Attica | 14544 |
| Central Macedonia | 9315 |
| North Aegean | 6514 |
| Epirus | 2562 |
| Central Greece | 2280 |
| Crete | 1751 |
| Thessaly | 1635 |
| South Aegean | 1631 |
| Eastern Macedonia and Thrace | 1359 |
| Peloponnese | 1223 |
| Western Macedonia | 1091 |
| Western Greece | 509 |
| Ionian Islands | 51 |
| Total | 44465 |

AGE OF THE ENROLLED HELIOS POPULATION

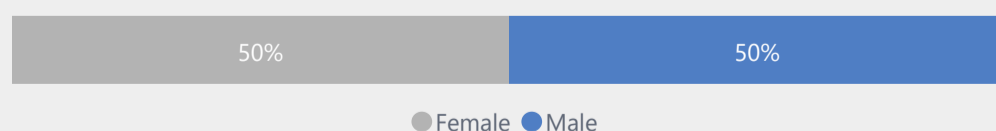


ACCOMMODATION SUPPORT

| | TOTAL # | CURRENT # |
|--|---------|-----------|
| Households benefitting from HELIOS Rental Subsidies | 9769 | 2531 |
| Individuals benefitting from HELIOS Rental Subsidies | 22.799 | 4809 |
| Helios Unique Houses | 7260 | 1928 |

Adult Population Benefitted from Accommodation Workshops
13909

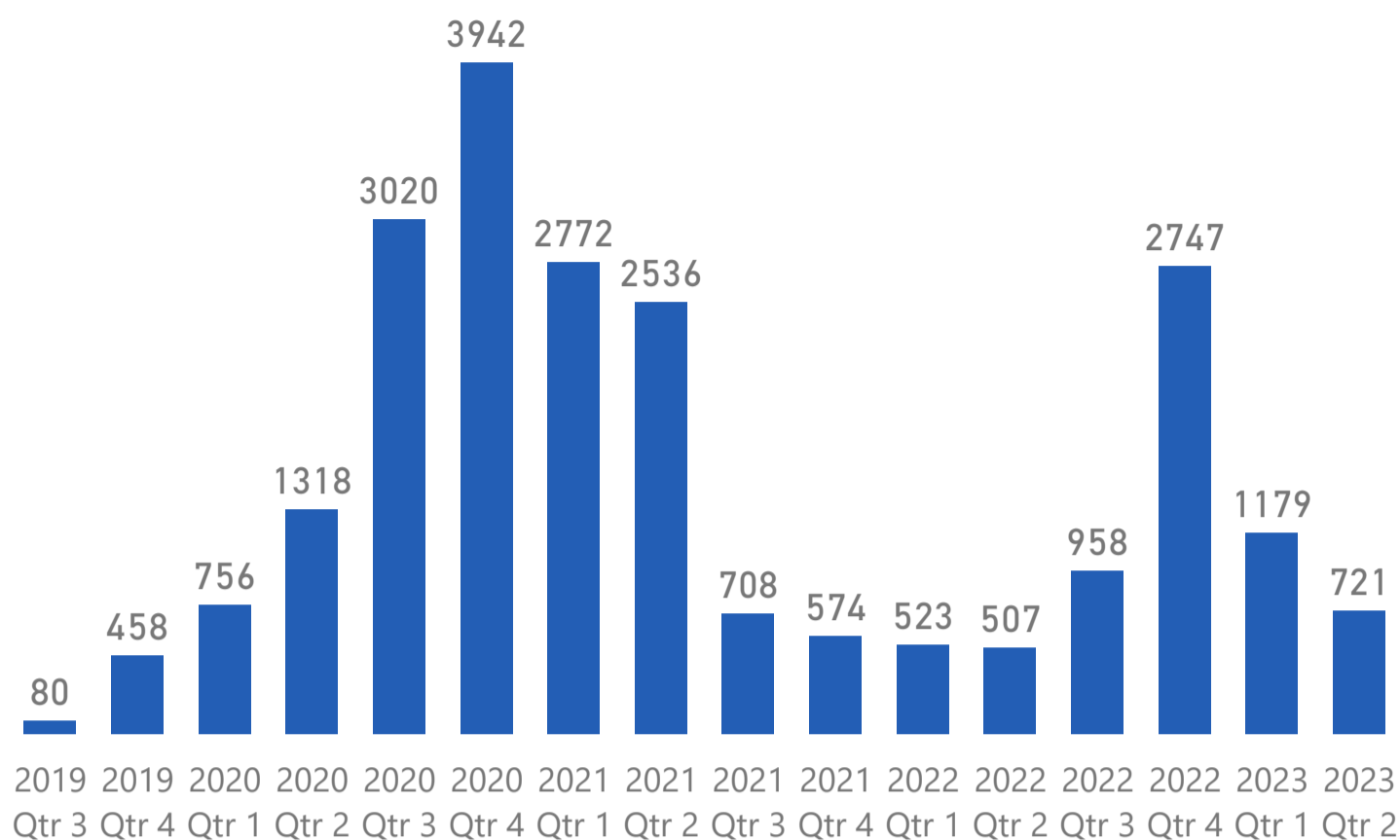
RENTAL SUBSIDIES PER GENDER



INTEGRATION LEARNING CENTERS

Athens (4) | Thessaloniki (2) | Larisa | Heraklion | Chania
Sitia | Tripoli | Ioannina | Livadia

BENEFICIARIES WITH NEW LEASE AGREEMENTS PER QUARTER



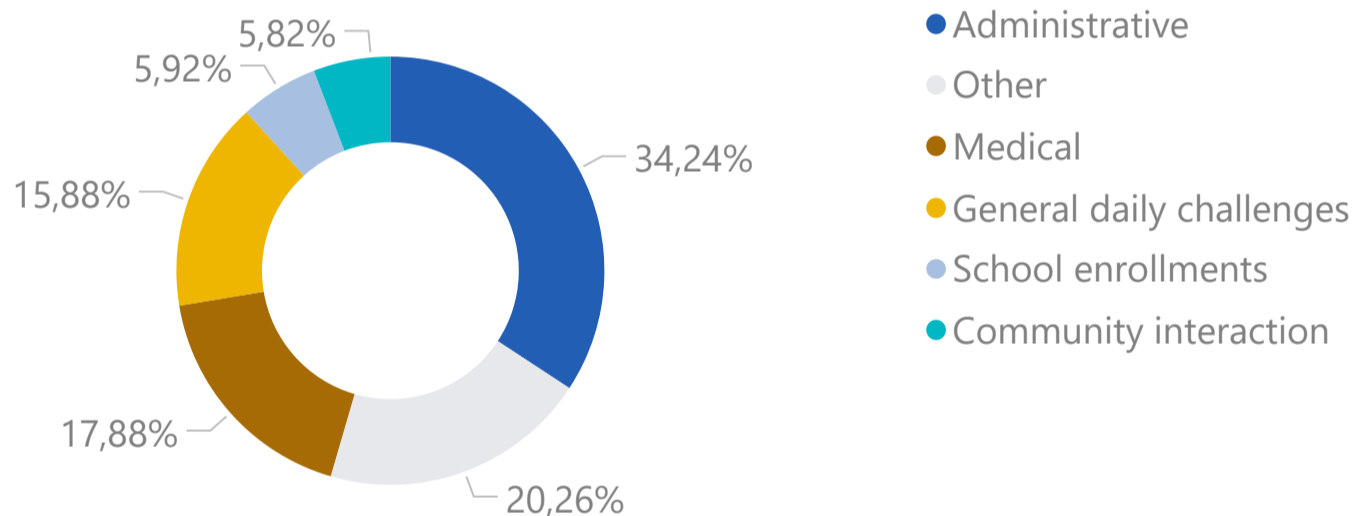
DISTRIBUTION OF BENEFICIARIES WITH LEASE AGREEMENTS PER REGION

| | |
|------------------------------|--------|
| Attica | 49,24% |
| Central Macedonia | 21,64% |
| Crete | 7,83% |
| Epirus | 4,99% |
| North Aegean | 2,88% |
| Western Greece | 2,86% |
| Thessaly | 2,28% |
| Central Greece | 2,25% |
| Peloponnese | 1,80% |
| South Aegean | 1,61% |
| Eastern Macedonia and Thrace | 1,39% |
| Western Macedonia | 1,11% |
| Ionian Islands | 0,14% |

INTEGRATION MONITORING

Number of Sessions
30566

TYPE OF SUPPORT PROVIDED

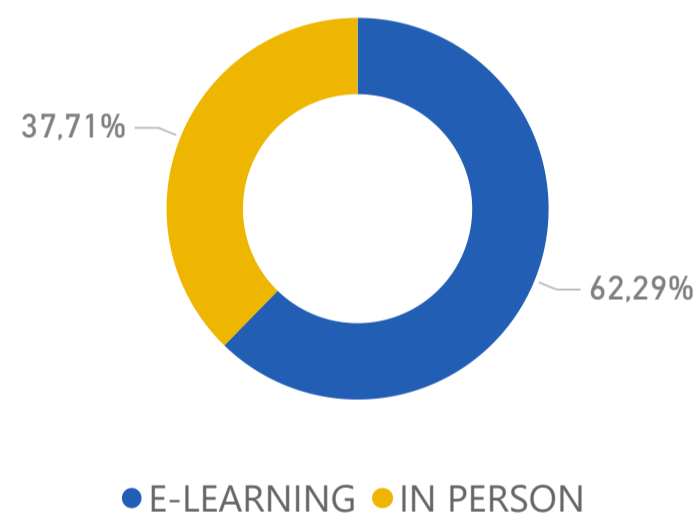


INTEGRATION COURSES

Enrollments
9748

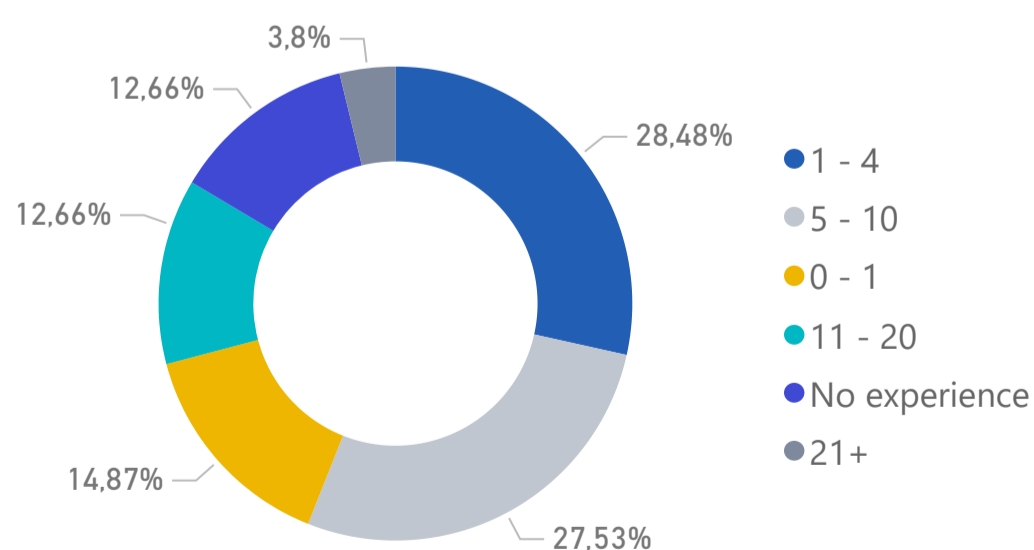
Current Students
656

EDUCATION MODALITY



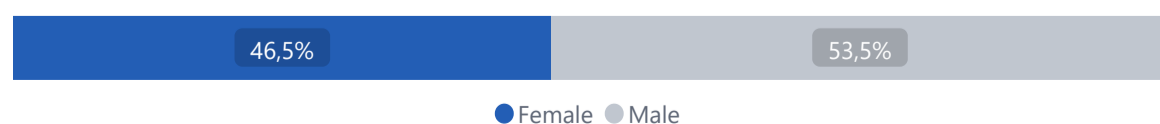
EMPLOYABILITY SUPPORT

YEARS OF PROFESSIONAL EXPERIENCE



Job Counselling Sessions
11004

JOB COUNSELLING PER GENDER



SKILLS PROFILING RESULT - EDUCATION LEVEL

| Education Level (ISCED 2011) | # |
|---------------------------------------|------|
| Bachelor | 1594 |
| Upper secondary education | 1573 |
| Primary education | 1360 |
| Lower secondary education | 1288 |
| Early childhood education | 820 |
| Master's | 210 |
| Post-secondary non tertiary education | 153 |
| Short cycle tertiary education | 143 |
| Doctoral | 25 |
| Doctoral not completed | 4 |

Total Profiled

7170