

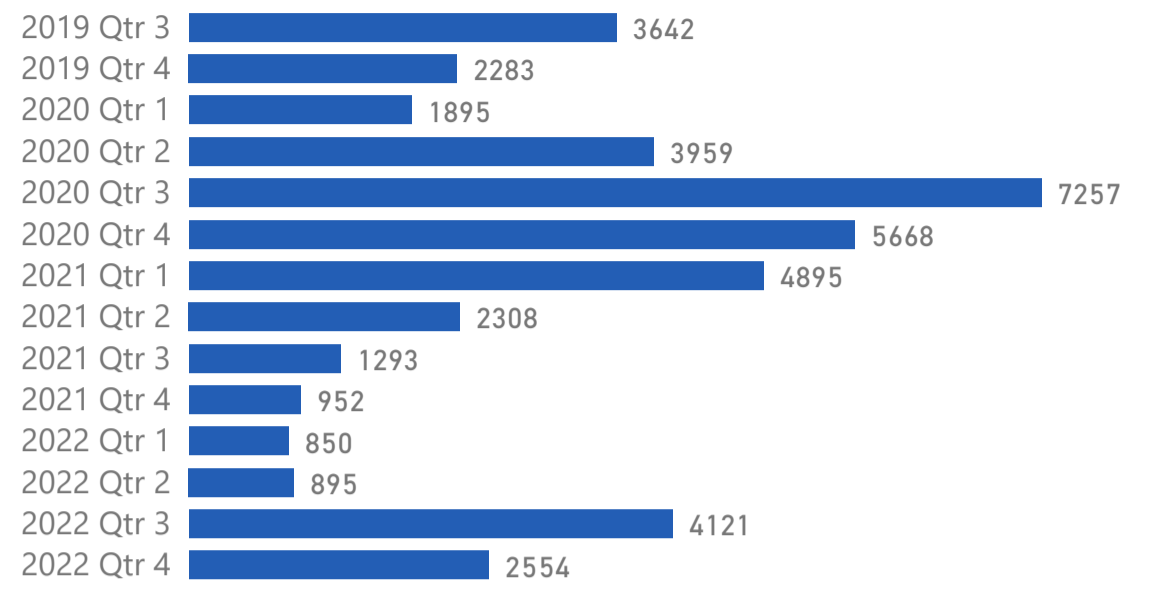
31/12/2022

BENEFICIARIES ENROLLED IN HELIOS

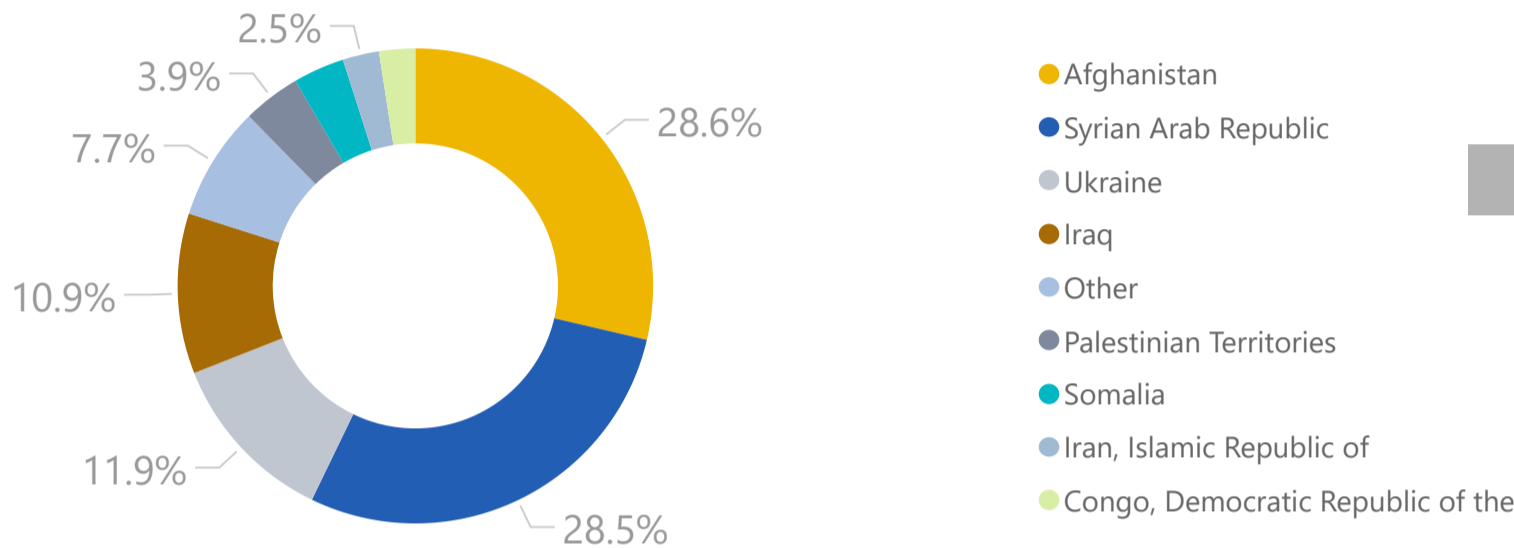
42572

SINCE THE BEGINNING OF PROJECT IMPLEMENTATION

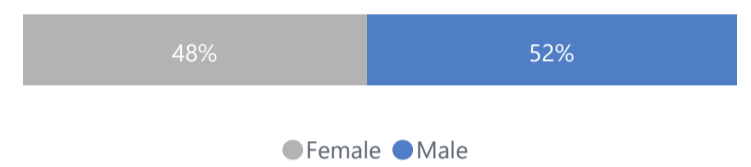
NEW ENROLLMENTS PER QUARTER



ENROLLMENT PER COUNTRY OF ORIGIN



ENROLLMENT PER GENDER



ENROLLMENT PER REGION

Attica	13944
Central Macedonia	8971
North Aegean	6237
Epirus	2503
Central Greece	2210
Crete	1659
Thessaly	1581
South Aegean	1423
Eastern Macedonia and Thrace	1299
Peloponnese	1134
Western Macedonia	1090
Western Greece	484
Ionian Islands	37
<b>Total</b>	<b>42572</b>

AGE OF THE ENROLLED HELIOS POPULATION

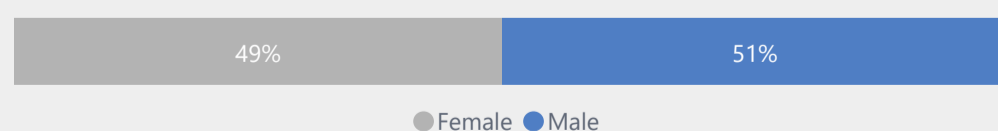


ACCOMMODATION SUPPORT

	TOTAL #	CURRENT #
Households benefitting from HELIOS Rental Subsidies	8702	1950
Individuals benefitting from HELIOS Rental Subsidies	20,882	3886
Helios Unique Houses	6453	1473

Adult Population Benefitted from Accommodation Workshops  
12789

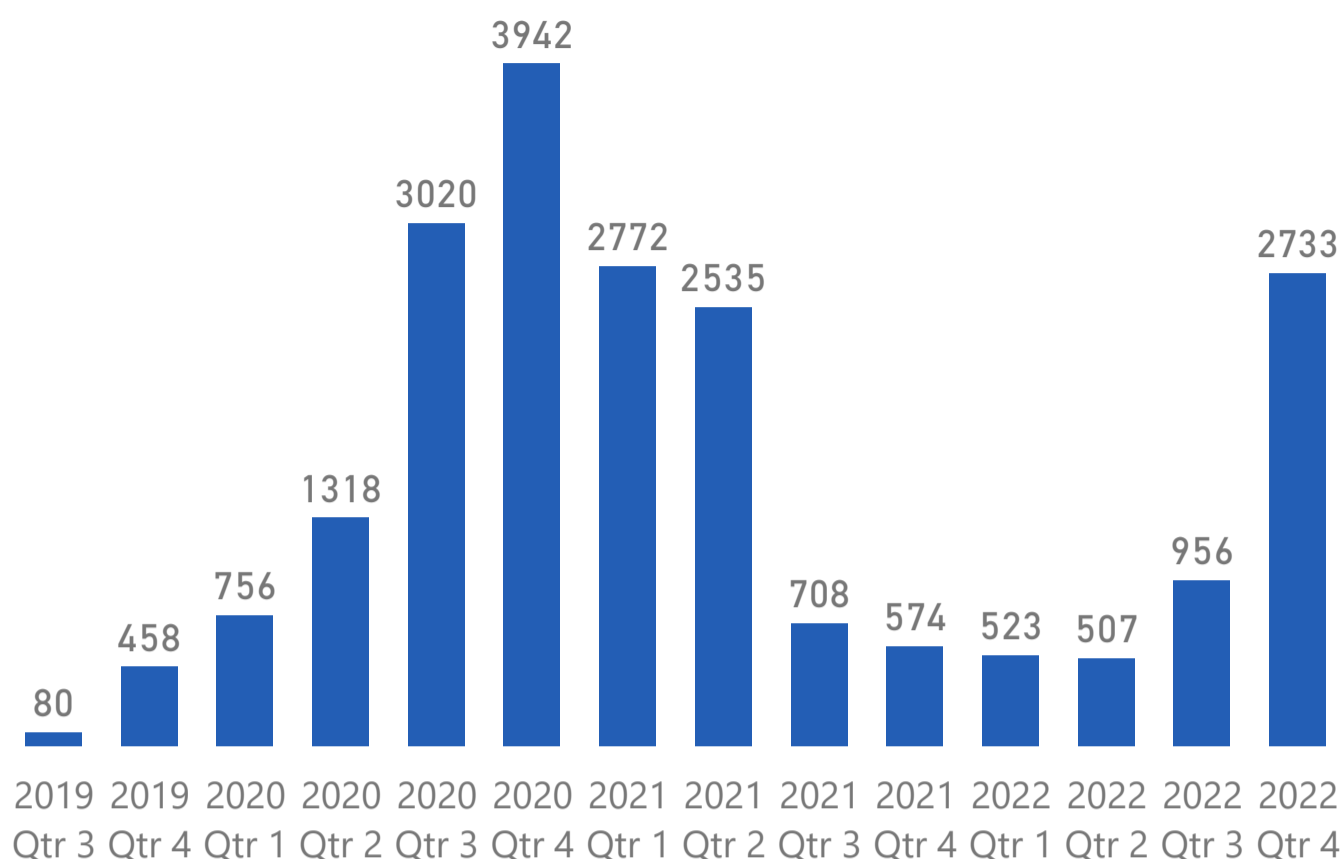
RENTAL SUBSIDIES PER GENDER



INTEGRATION LEARNING CENTERS

Athens (5) | Thessaloniki (3) | Larissa | Trikala | Karditsa | Heraklion | Chania | Sitia | Tripoli  
Ioannina | Kilkis | Katerini | Livadia

### BENEFICIARIES WITH NEW LEASE AGREEMENTS PER QUARTER



### DISTRIBUTION OF BENEFICIARIES WITH LEASE AGREEMENTS PER REGION

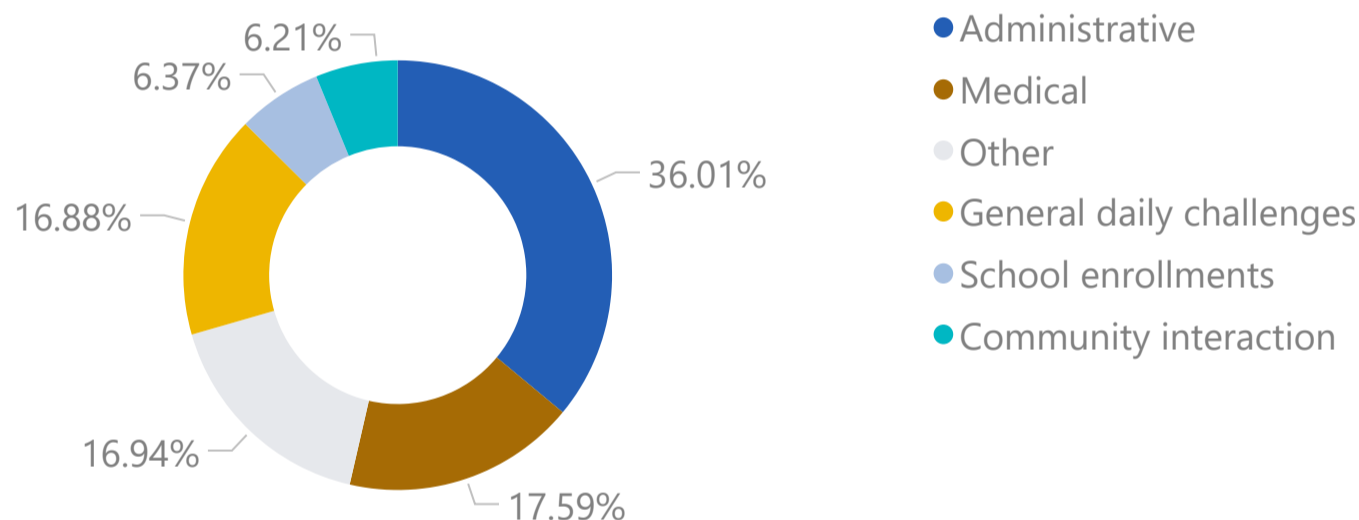
Attica	48.77%
Central Macedonia	21.48%
Crete	7.82%
Epirus	5.39%
North Aegean	3.10%
Western Greece	2.90%
Thessaly	2.43%
Central Greece	2.34%
South Aegean	1.69%
Peloponnese	1.43%
Eastern Macedonia and Thrace	1.38%
Western Macedonia	1.19%
Ionian Islands	0.08%

### INTEGRATION MONITORING

Number of Sessions

**26768**

#### TYPE OF SUPPORT PROVIDED



### INTEGRATION COURSES

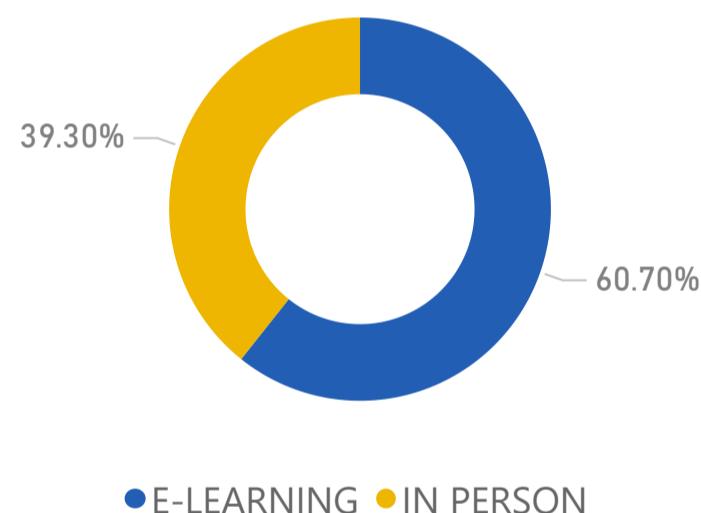
Enrollments

**9038**

Current Students

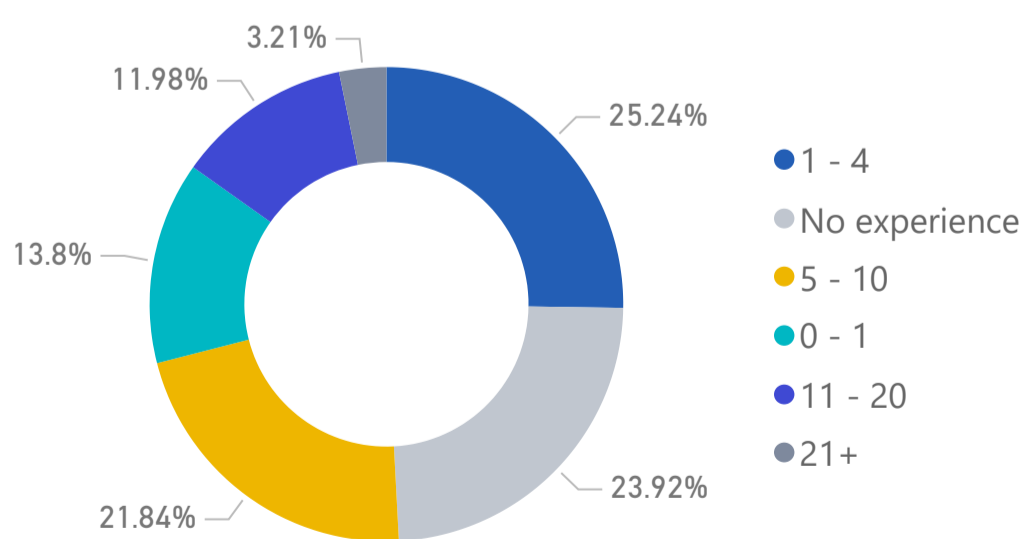
**970**

#### EDUCATION MODALITY



### EMPLOYABILITY SUPPORT


#### YEARS OF PROFESSIONAL EXPERIENCE



Job Counselling Sessions

**9956**

#### JOB COUNSELLING PER GENDER



#### SKILLS PROFILING RESULT - EDUCATION LEVEL

Education Level (ISCED 2011)	#
Upper secondary education	1414
Bachelor	1316
Primary education	1313
Lower secondary education	1233
Early childhood education	791
Master's	152
Post-secondary non tertiary education	144
Short cycle tertiary education	118
Doctoral	19
Doctoral not completed	3

**Total Profiled**

**6503**